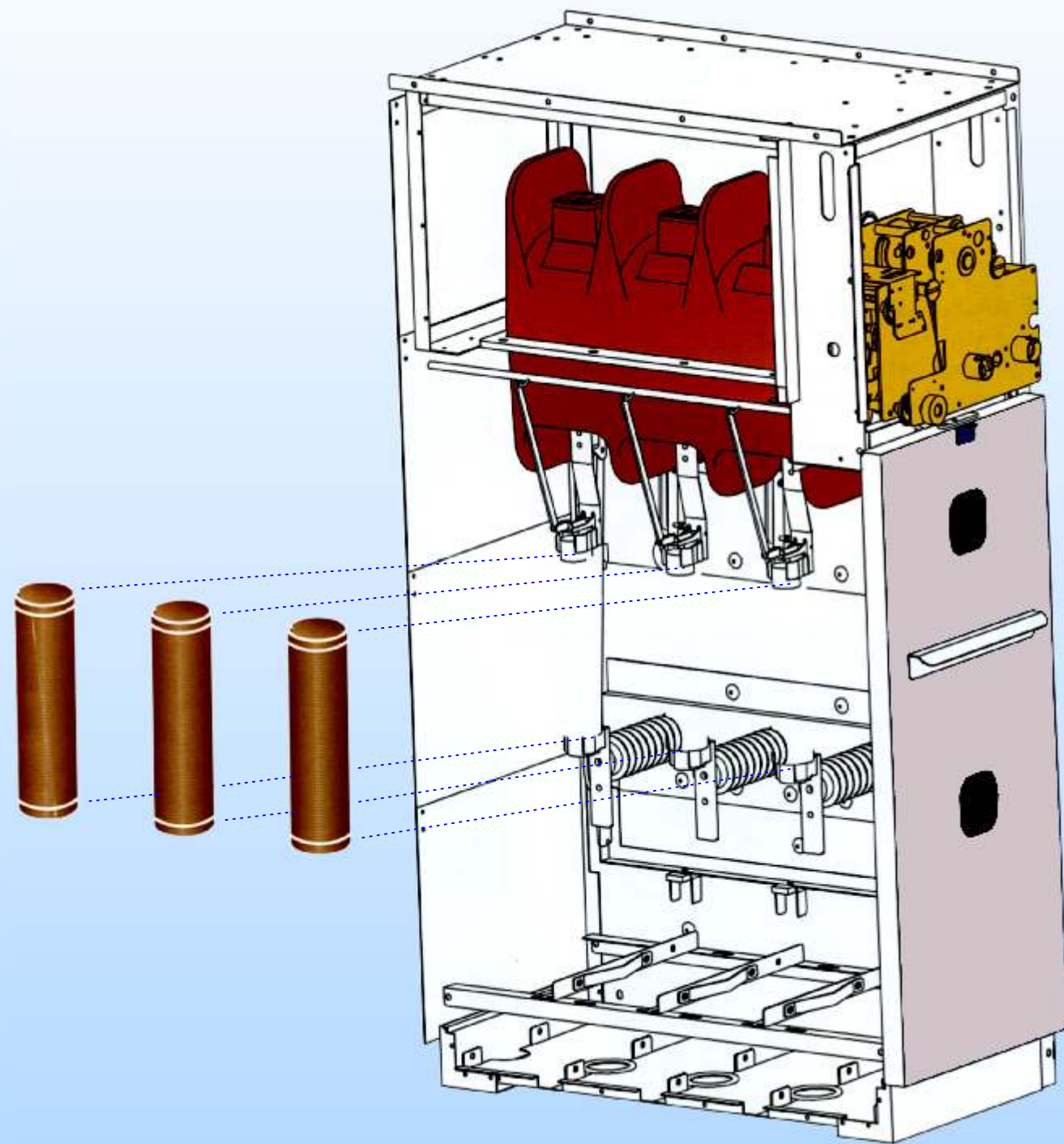


INDUSMODULAR



HEAD OFFICE & FACTORY
Jl. Pembangunan No. 59, Batuceper Tangerang 15001, Indonesia
Telp. (021) 5522589 (Hunting), Fax. (021) 5522364
e-mail : marketing@industira.com
website : www.industira.com

© PT. INDUSTIRA - JUNI 2008

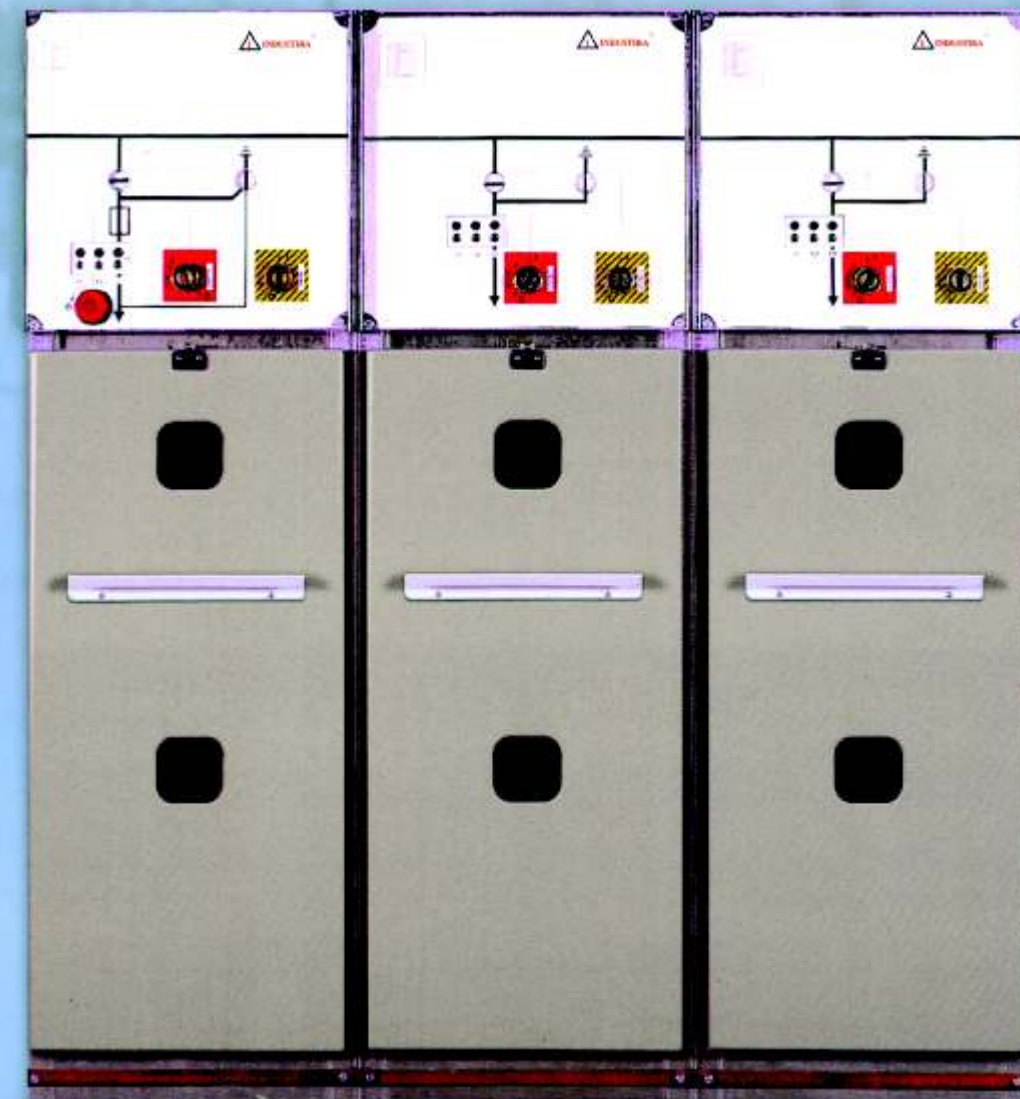


Quality System
Quality Endorsed Company
ISO 9001 : 2000
Lic. no. QEC 21638
SAI GLOBAL



INDUSMODULAR

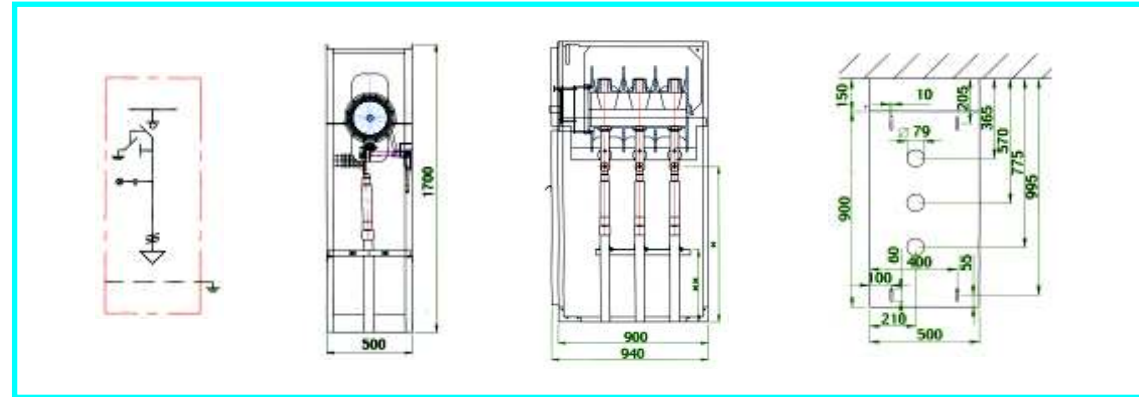
medium voltage switchgear



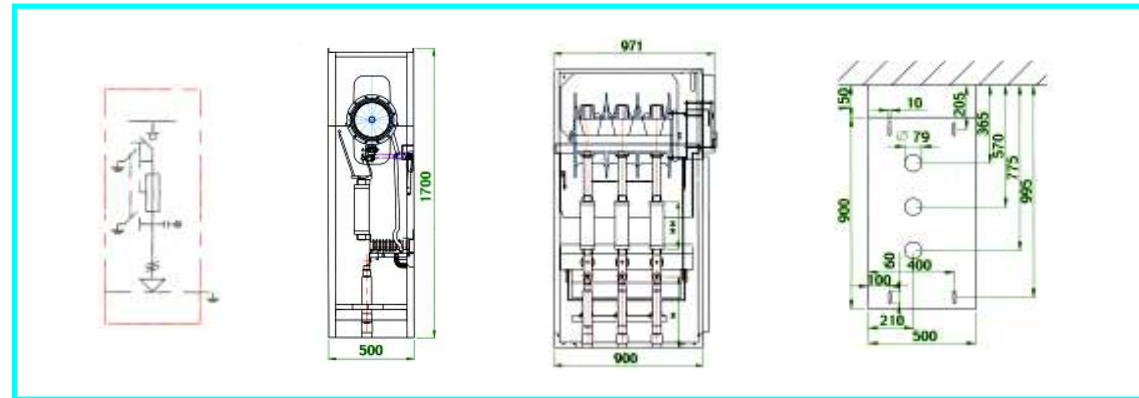
www.industira.com

INDUSMODULAR

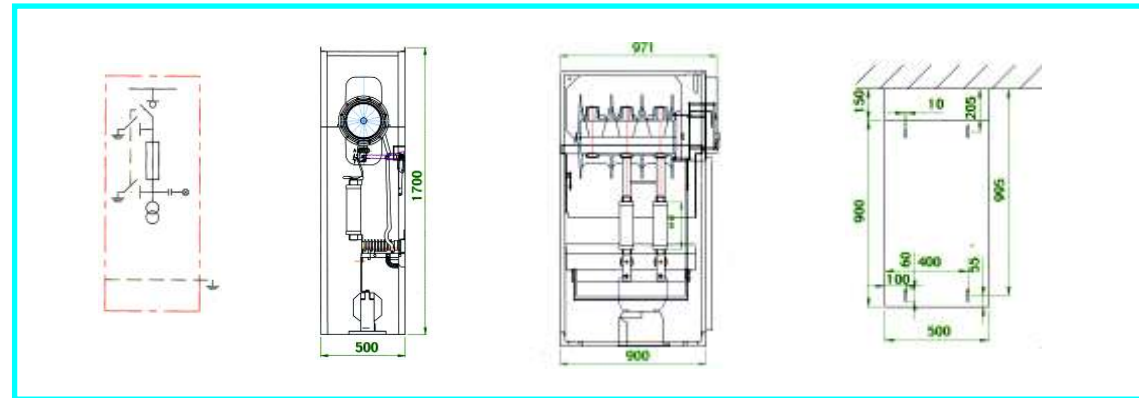
IF-A



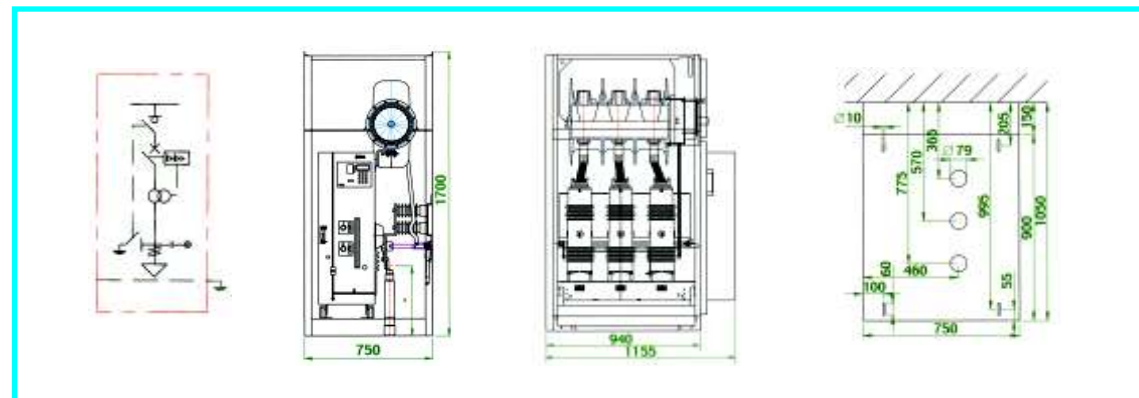
IF-P



IF-AV

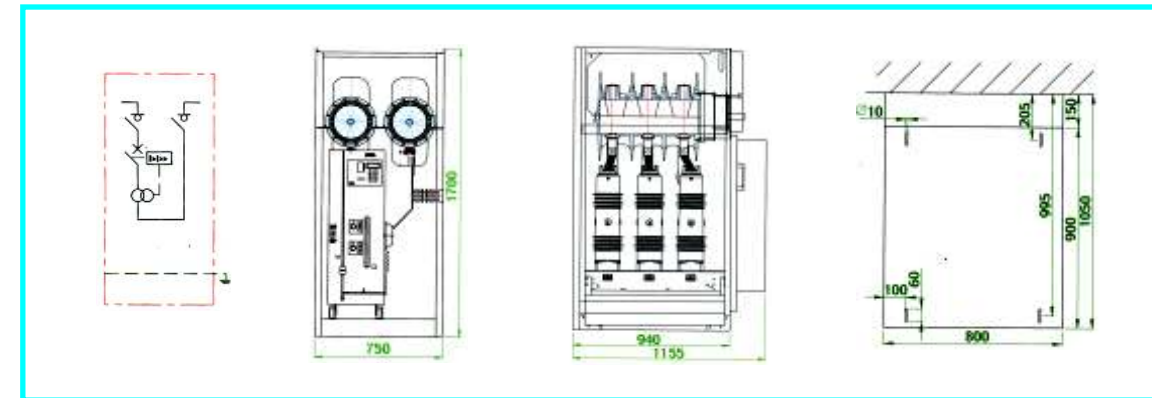


IF-D

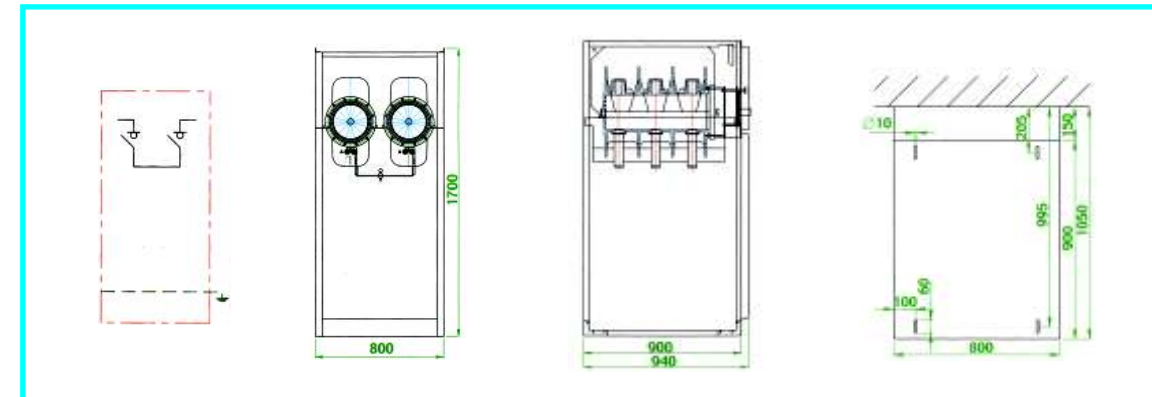


INDUSMODULAR

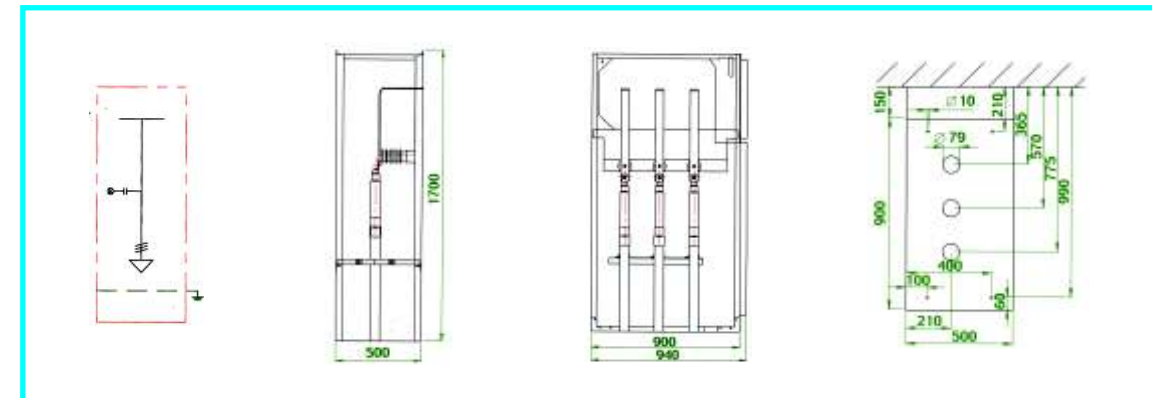
IF-AAD



IF-LK



IF-K



CUBICLE TECHNICAL SPECIFICATIONS:

Parameter	Rated Voltage (kV)		
	12	17.5	24
Impulse withstand voltage 1.2 / 50 μ sec :			
- to earth and between phases	kV 75	95	125
- Over the insulated distance	kV 85	110	145
Power frequency withstand voltage:			
- to earth and between phases	kV 28	38	50
- Over the insulated distance	kV 32	45	60
Rated frequency	Hz 50 / 60	50 / 60	50 / 60
Rated current	A 800 / 1250 ^(*)	800 / 1250 ^(*)	800 / 1250 ^(*)
Rated short-time current 1 sec.	kA 25	25	20
Rated peak value of the current	kA 63	63	50
Breaking capacity RV 44 (IEC 60265.1)			
- Rated current	A 800	800	630
- Closed loop	A 800	800	630
- Load cable charging	A 18	18	18
- Making current	kA 63	63	50
- Earth fault	A 100	100	100
- Earth fault cable charging	A 30	30	30
Internal arc 1 sec. (6 criteria)	kA 16	16	16
Degree of protection	IP4X		
Mechanical durability c / o	1000		
Standards	IEC 60298 Appendix AA, IEC 60129, IEC 60420, IEC 60694, IEC 60265.1		
Certificates	LMK Type Test Report No. : 058.BLUR.295A.2005		

(*) According to IEC 60265.1 Class E 1

FUSE SELECTION TABLE

kVA	kV						
	5	6	10	11	12	15	20
100	25A	20A	16A	10A	10A	10A	6.3A
125	31.5A	25A	16A	16A	16A	10A	6.3A
160	40A	31.5A	20A	16A	16A	16A	10A
200	50A	40A	25A	20A	20A	16A	10A
250	63A	50A	31.5A	25A	25A	20A	16A
315	75A	63A	40A	31.5A	31.5A	25A	20A
400	100A	75A	50A	40A	40A	31.5A	25A
500	100A	100A	63A	50A	50A	40A	31.5A
630			75A	63A	63A	50A	40A
800			100A	75A	75A	63A	50A
1000			100A	100A	100A	75A	63A
1250						100A	63A
1600							100A

VACUUM CIRCUIT BREAKER VA-2

DESCRIPTION

These vacuum circuit breakers with side actuation have been designed for the best performance and reliability. The breakers can be easily integrated into air-insulated medium voltage cubicles.

Two variants are available :

- VA-2 : vacuum circuit breaker with side actuation
- VA-2RP : vacuum circuit breaker with side actuation and integrated protection

AVAILABLE SPECTRUM

Type	Rated voltage (kV)	Rated current (A)	Breaking capacity (kA)
VA-2 12-25 / 8L	12	800	25
VA-2 12-25 / 12L	12	1250	25
VA-2 17,5-25 / 8L	17,5	800	25
VA-2 17,5-25 / 12L	17,5	1250	25
VA-2 24-20 / 8L	24	800	20
VA-2 24-20 / 12L	24	1250	20
VA-2RP 12-25 / 8L	12	800	25
VA-2RP 12-25 / 12L	12	1250	25
VA-2RP 17,5-25 / 8L	17,5	800	25
VA-2RP 17,5-25 / 12L	17,5	1250	25
VA-2RP 24-20 / 8L	24	800	20
VA-2RP 24-20 / 12L	24	1250	20

DETAILS AND ADVANTAGES

- Vacuum tube casing in the epoxy-cast resin with natural protected ventilation, designed for use in the most strict climatologic circumstances (IEC 60932 method A)
- "Latest generation" vacuum tubes
- Spring drive mechanism
- The breaker is designed, manufactured and checked according to quality standard ISO 9001
- Type-tested according to IEC
- Maintenance-free
- Completely assembled and tested in the factory
- MV circuit breaker can be replaced without a problem, (fitted with direct relays)
- One single model of current transformer for the whole range, which can be positioned left or right of the set
- Integrated protection can be positioned left or right of the set
- Digital protection with several characteristics

